



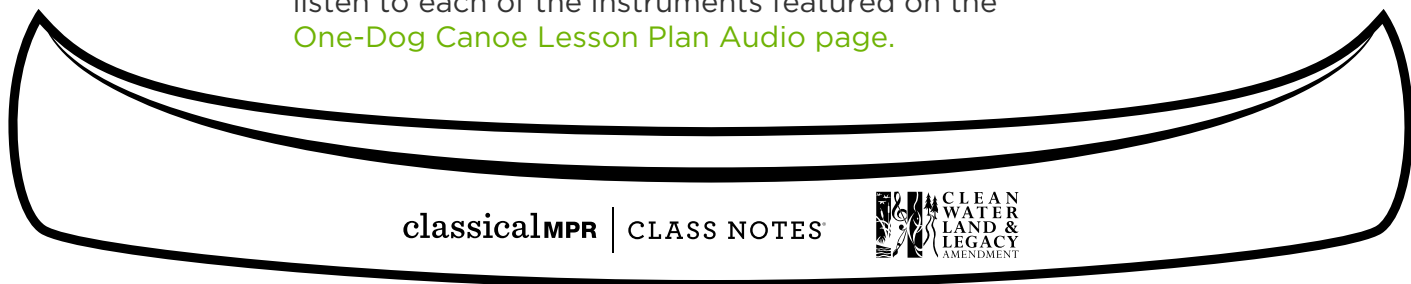

ONE-DOG CANOE

ACTIVITY


One-Dog Canoe tells a musical story about a girl and her dog who go for a canoe ride. Several animal friends decide to join them. What do you think happens?

Instructions:

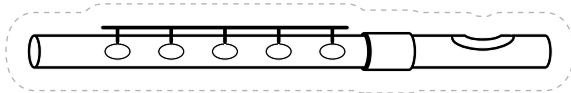
- [Listen to One-Dog Canoe, by composer Daniel Nass, based on the book by Mary Casanova.](#)
- Get out your art supplies and get to work. Add some color to the northwoods scene, the characters, the canoe and the instruments. Cut out the characters and the instruments.
- Retell the story with your cut-outs. Some things to think about:
 - » Who got in the canoe first?
 - » Who was second? And third?
You can listen again to help you remember.
 - » Who made the canoe finally tip over?
 - » How did the story end? Maybe you want to retell it with a different ending.
- When you listened to One-Dog Canoe, did you notice that certain instruments seemed to play the part of certain animals?
 - » Match the animal cut-out with its instrument.
 - » To practice identifying the sound of each instrument, listen to each of the instruments featured on the [One-Dog Canoe Lesson Plan Audio page.](#)




COLOR AND CUT OUT EACH OF THESE CHARACTERS AND THE CANOE.



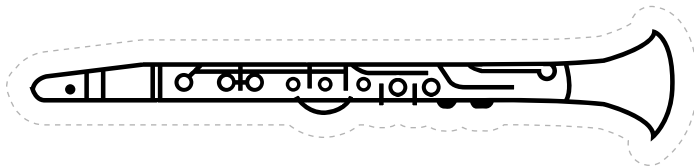
COLOR AND CUT OUT EACH INSTRUMENT ON THIS PAGE.



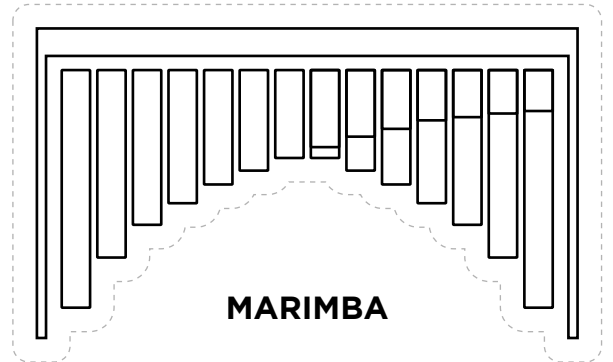
FLUTE




FRENCH HORN




CLARINET



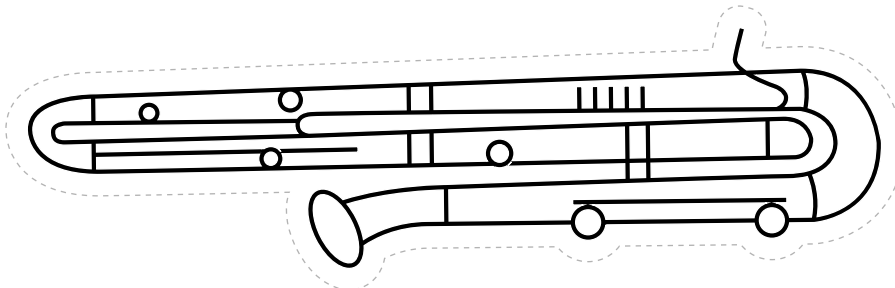
MARIMBA




VIOLA



VIOLIN



BASSOON



CELLO

